



Tough enough to conquer moisture, snags and color bleed, this smooth polo also features a subtle, all-over embossed geometric pattern.

- 4.7-ounce, 100% polyester jersey with PosiCharge technology and embossed pattern
- Self-fabric collar
- Tag-free label
- 3-button placket with dyed-to-match rubber buttons
- Set-in, open hem sleeves

If applying sublimation, special care must be taken throughout the process. Contact your decorator for more details.

CARE INSTRUCTIONS

Machine wash cold with like colors. Do not bleach. Tumble dry low. Remove promptly. Cool iron if needed. Do not use fabric softener. Do not dry clean.

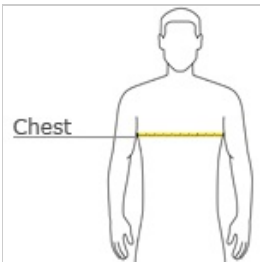


front



back

HOW TO MEASURE








CHEST

With arms down at sides, measure around the upper body, under arms and over the fullest part of the chest.

SIZE CHART

| | XS | S | M | L | XL | 2XL | 3XL | 4XL |
|-------|-------|-------|-------|-------|-------|-------|-------|-------|
| Chest | 32-34 | 35-37 | 38-40 | 41-43 | 44-46 | 47-49 | 50-53 | 54-57 |

COLOR INFORMATION

| | | | | |
|--|---|---|---|---|
|  |  |  |  |  |
| Black PMS NTR BLACK C | Dark Smoke Grey PMS CL GY 11 C | Deep Red PMS 201 C | True Navy PMS 276 C | True Royal PMS 7687 C |